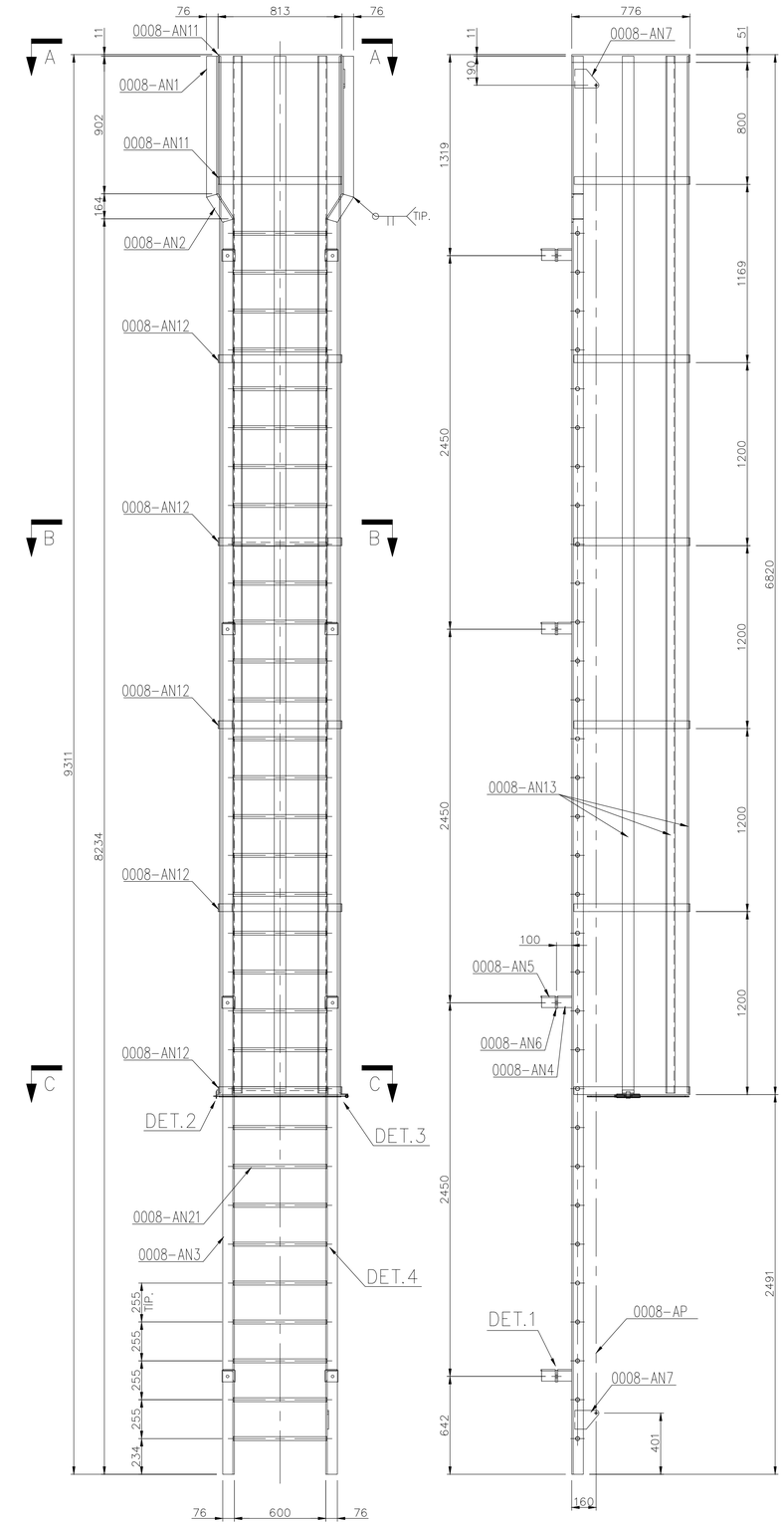

0008-AN ESCADA
ESC. 1:20

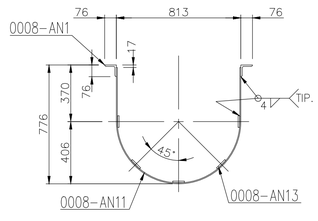

CORTE A-A
ESC. 1:20

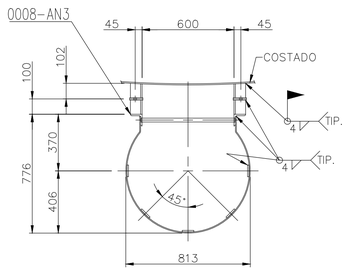

CORTE B-B
ESC. 1:20

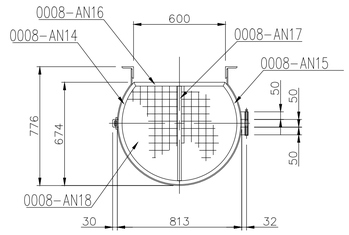

CORTE C-C
ESC. 1:20

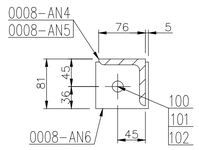

DETALHE 1
ESC. 1:5

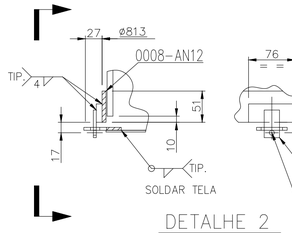

DETALHE 2
ESC. 1:5

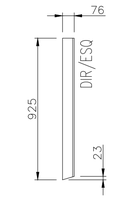

0008-AN1
ESC. 1:20

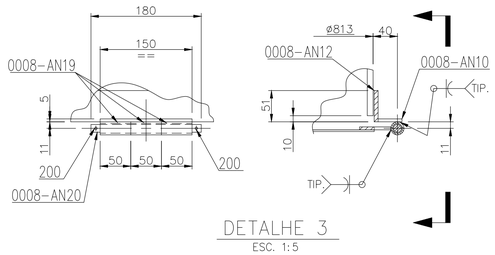

DETALHE 3
ESC. 1:5

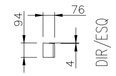

0008-AN5
ESC. 1:20

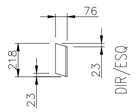

0008-AN2
ESC. 1:20

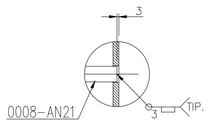

DETALHE 4
ESC. 1:5

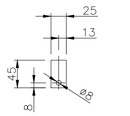

0008-AN9
ESC. 1:5

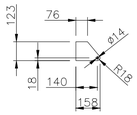

0008-AN7
ESC. 1:20

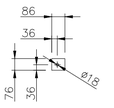

0008-AN6
ESC. 1:20

0008-AN10
ESC. 1:5

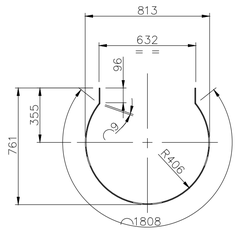

0008-AN12
ESC. 1:5

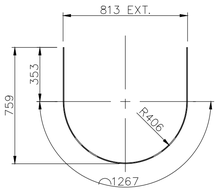

0008-AN11
ESC. 1:5

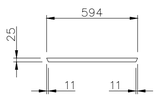

0008-AN16
ESC. 1:5

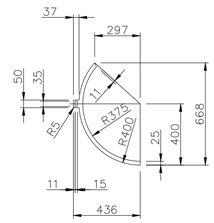

0008-AN14
ESC. 1:5

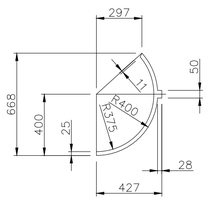

0008-AN15
ESC. 1:5

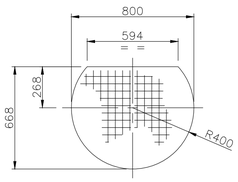

0008-AN18
ESC. 1:5

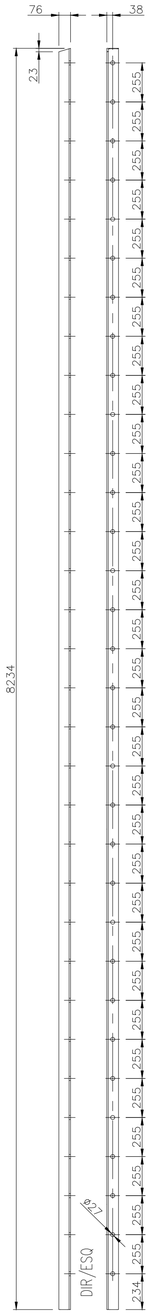

0008-AN3
ESC. 1:20

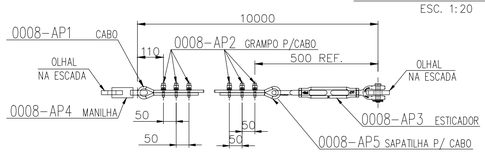

0008-AP LINHA DE VIDA
S/ ESC.

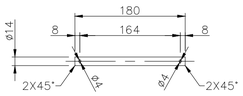

0008-AN20
ESC. 1:5

LISTA DE MATERIAIS

ITEM	QTD.	DESCRIÇÃO	MATERIAL	PESO	NORMA OU OBS.
0008-AN	01	ESCADA		460.0	
0008-AN1	02	L 76.2 x 9.5 x 925	ASTM A36	20.0	DIR/ESQ
0008-AN2	02	L 76.2 x 9.5 x 218	ASTM A36	4.0	DIR/ESQ
0008-AN3	02	L 76.2 x 9.5 x 8234	ASTM A36	176.6	DIR/ESQ
0008-AN4	08	L 76.2 x 9.5 x 92	ASTM A36	2.0	–
0008-AN5	08	L 76.2 x 9.5 x 94	ASTM A36	2.0	DIR/ESQ
0008-AN6	16	CH. 8.0 x 76 x 86	ASTM A36	6.4	–
0008-AN7	02	CH. 9.5 x 123 x 158	ASTM A36	2.8	–
0008-AN8	01	CH. 9.5 x 30 x 76	ASTM A53	0.2	–
0008-AN9	01	CH. 4.7 x 25 x 45	ASTM A53	0.1	–
0008-AN10	01	CH. 4.7 x 46 x 150	ASTM A36	0.2	–
0008-AN11	02	BARRA CHATA 50.8 x 6.3 x 1973	ASTM A36	10.0	–
0008-AN12	05	BARRA CHATA 50.8 x 6.3 x 2018	ASTM A36	25.5	–
0008-AN13	05	BARRA CHATA 76.2 x 6.3 x 6800	ASTM A36	128.1	–
0008-AN14	01	CH. 4.7 x 436 x 668	ASTM A36	1.0	–
0008-AN15	01	CH. 4.7 x 427 x 668	ASTM A36	1.0	–
0008-AN16	01	BARRA CHATA 25.4 x 4.7 x 594	ASTM A36	0.5	–
0008-AN17	01	BARRA CHATA 25.4 x 4.7 x 618	ASTM A36	0.6	–
0008-AN18	01	TELA MALHA 25 x 668 x 800	AÇO	1.6	FIO 2.8
0008-AN19	03	TUBO SCH40 ø21.3 x 50	ASTM A53	0.3	–
0008-AN20	01	PINO ø14 x 180	SAE 1020	0.3	–
0008-AN21	32	BARRA REDONDA ø25.4 x 613	ASTM A36	76.8	–
0008-AN22	01	CADEADO 35mm C/ CHAVE	AÇO	–	–
0008-AP	01	LINHA DE VIDA		3.7	
0008-AP1	01	CABO AÇO AF Ø8 x 10.000 (6/19)	AÇO	3.0	–
0008-AP2	06	GRAMPO PESADO P/ CABO Ø8	GALVANIZ.	–	–
0008-AP3	01	ESTICADOR Ø8 OLHAL-MANILHA	GALVANIZ.	0.5	–
0008-AP4	01	MANILHA Ø8	GALVANIZ.	0.2	–
0008-AP5	02	SAPATILHA P/ CABO Ø8	GALVANIZ.	–	–
		FIXAÇÕES			
100	08	PARAF. CAB. SEXT. Ø5/8"UNC x 1.1/2"	ASTM A325	–	–
101	08	PORCA SEXT. ø5/8"UNC	ASTM A194-2H	–	–
102	08	ARRUELA LISA Ø5/8"	ASTM F436	–	–
200	02	CONTRAPINO Ø4 x 25	DIN 94	–	–
PESO TOTAL = 463.7 kg					

NOTAS

OBSERVAÇÕES GERAIS:

1 – DIMENSÕES EM MILÍMETRO EXCETO ONDE INDICADO.
2 – SOLDA CONFORME NORMA AWS, ELETRODO E70XX.
3 – RECORTES DE CANTO NÃO INDICADOS SÃO DE 15x15 E EM RAIO=20 E.A.
4 – LISTA DE MATERIAL PARA 01 CONJUNTO, FABRICAR 01 CONJUNTO.
5 – PARA CONJUNTO DE MONTAGEM DO RESERVATÓRIO VER DESENHO:PJT-197601-EXE-0110-REV00

REVISÃO	DESCRIÇÃO	TIPO	ELABORADO	VERIFICADO	DATA
00	EMISSÃO INICIAL	EXE	LEO	LCPS	10/2025

TIPOS DE EMISSÃO
ATP - ANTEPROJETO
BSC - BÁSICO
EXE - EXECUTIVO
APV - APROVADO
PCT - P/ CONSTRUÇÃO
ASB - "AS BUILT"
CNC - CANCELADO

ELABORAÇÃO:
METAVERSO CONSÓRCIOS
AV. BARÃO HOMEM DE MELO, Nº3280, ESTORIL
BELO HORIZONTE – MG – CEP.: 30.494-080
TEL.: (31) 3347-4400 / (31) 3347-7079 / (31) 3571-1920
EMAIL: contato@grupoprojetaengenharia.com.br

REALIZAÇÃO:
SERVIÇO AUTÔNOMO DE ÁGUA E ESGOTO DE SETE LAGOAS
RUA MAJOR CAMPOS, 107 –CENTRO, SETE LAGOAS –MG(31) 2106-0100

RESERVATÓRIOS PADRE TEODORO - SETE LAGOAS
RUA GOVERNADOR MILTON CAMPOS 113, BAIRRO CENTRO

PROJETO DE EST. METÁLICA

AUTORIA DO PROJETO:
EDUARDO GONÇALVES
CREA MG – 242.990/D

CONTRATANTE DO PROJETO:
RESPONSÁVEL DA CONTRATANTE

DATA: 10/ 2025
ESCALA: INDICADA
CÓDIGO: PRJ-EMT

TITULO DOS DESENHOS:
RESERVATÓRIOS DE ÁGUA – PADRE TEODORO 1800m3 – DESENHO DE PROJETO DETALHADO – ESCADA DE ACESSO

PRANCHA: 08/10

DIREITOS AUTORAIS RESERVADOS; PROIBIDO REPRODUÇÃO, DIVULGAÇÃO OU ALTERAÇÃO SEM ORDEM EXPRESSA DO AUTOR.

TITULO DOS DESENHOS:
PRJ-197601-EXE-0810-REV00

FORMATO - A1
841x594mm